



FAMILY CHAIR (INDOOR + OUTDOOR)

design Junya Ishigami

Collection of 5 different chairs available for indoor and outdoor. Structure in 12mm steel rod, curved using a numeric control machine and legs in 15mm steel rod welded together using internal reinforcement. Seat mesh in 4mm steel wire with a 40x40mm diagonal weave, individually calandered for each seat. Standard finish with cataphoresis coating to allow outdoor use and epoxy polyester powder

coating in RAL-K7 9016 white. Seat cushion padding: **indoor version** in polyurethane foam covered with acrylic fibre layers, with fabric or leather upholstery; **outdoor version** in polyurethane foam for outdoor covered with fibre layers for outdoor and upholstery with outdoor fabrics only. Each chair has its own shaped cushion. Cushion's upholstery, in both versions, fully removable by zippers.

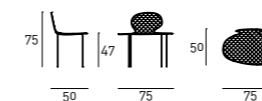
Structure



Painted Steel
RAL-K7 9016
White
(In-Outdoor)

Technical Drawings

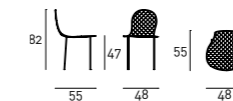
Chair A



Cushion A



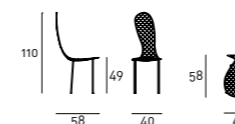
Chair B



Cushion B



Chair C



Cushion C



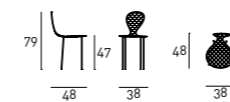
Chair D



Cushion D



Chair E



Cushion E



